


EDQ15LK-Y-01 Specification

24GHz Radar & Bluetooth
 2-in-1 Accessory

Product Features

- Support Bluetooth connection, WeChat small program/App control
- Ultra-high sensitivity design supports presence and breathing detection with a detection range of 3-5 meters
- Multi-level intelligent parameterization to meet the needs of different scenarios
- Supports radar threshold learning function



Application Scenarios/Products



restrooms




kitchen



study



office lighting



panel light



ceiling light



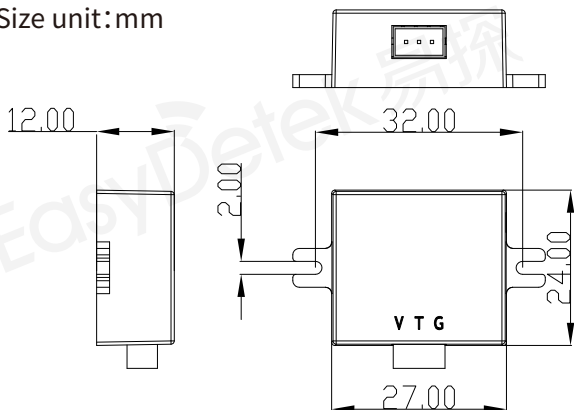
hanging light



educational lighting

Product Dimension Drawing

Size unit:mm



EDQ15LK-Y-01 Dimension Tolerance: ± 0.2
 Female chassis connector: 1*3PIN
 Horizontal without snap terminals, pitch 2.0

Pin Description

Pin	Desctiption
V	5~8V DC supply
T	PWM signal output
G	GND Ground

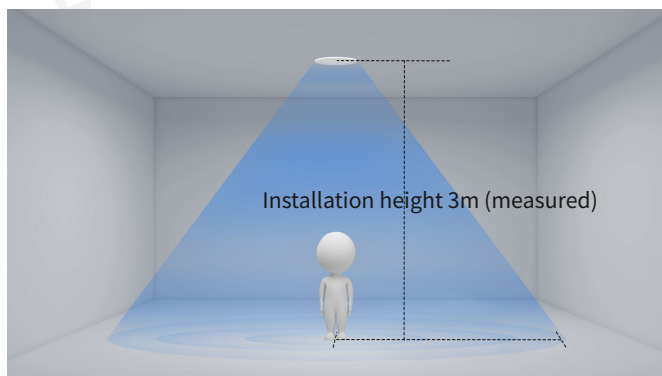
Electrical Parameters

Input voltage	5~8V
Operating current	35~50mA
Operating frequency	24~24.25 GHz @ Radar 2.4~2.4835 GHz @ Bluetooth
3dB beam angle	97° (XZ plane) 99° (YZ plane)
Total power consumption	<0.5W

Output Parameters

Output voltage	0~3.3V
Output Signal/Mode	PWM/Quick Test/Constant On

Detection Schematic



Functional Parameters

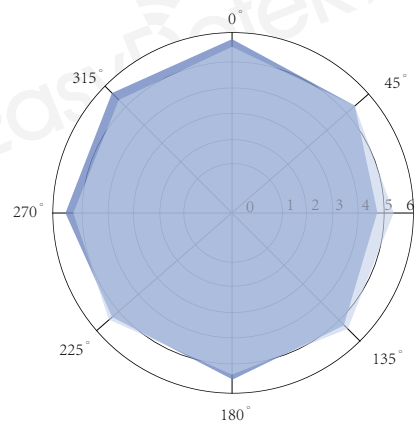
Standard sensing radius ^①	3~5 meters (adjustable via mini-program)
Hanging height	3m
Delay time	Mini programs are adjustable
Distance Accuracy	±20cm

Environment & Lifespan

Operating temperature	-20~+85°C
Storage temperature	-20~+105°C

Schematic diagram of sensing range^①

Size unit: m
hanging height 3m actual test

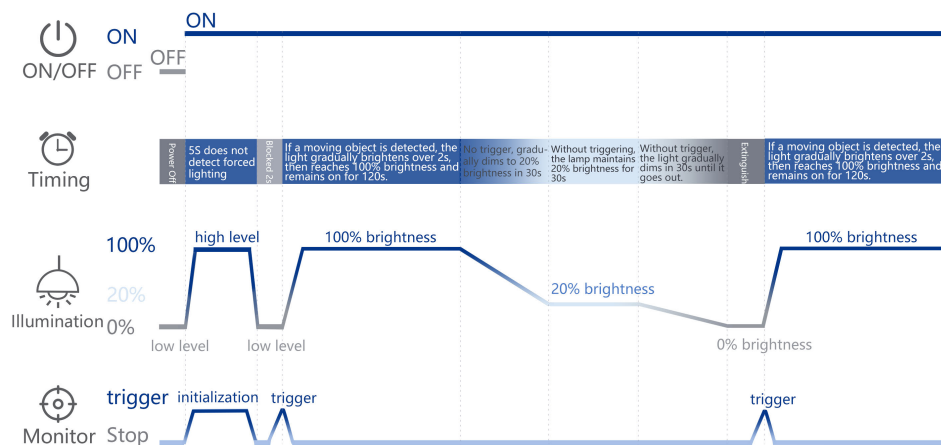


Remarks:

- ① The test distance range is based on the sensor hanging height of 3m, indoor installation environment test, the test person height 170cm, weight 65-75kg, walking speed 1m/s.


Different scenarios of installation may cause changes in the range, subject to the actual test.

Timing diagram



Note: Time delay, fade light, fade dark time can be set through the applet

Functional Description




After initialization is completed, when there is sufficient ambient light, the radar detects the presence or movement of targets, and the light will not automatically light up.




When the ambient light is insufficient, the radar detects a moving target and the light gradually brightens to 100% brightness.



Radar detects persistent target, maintaining 100% brightness



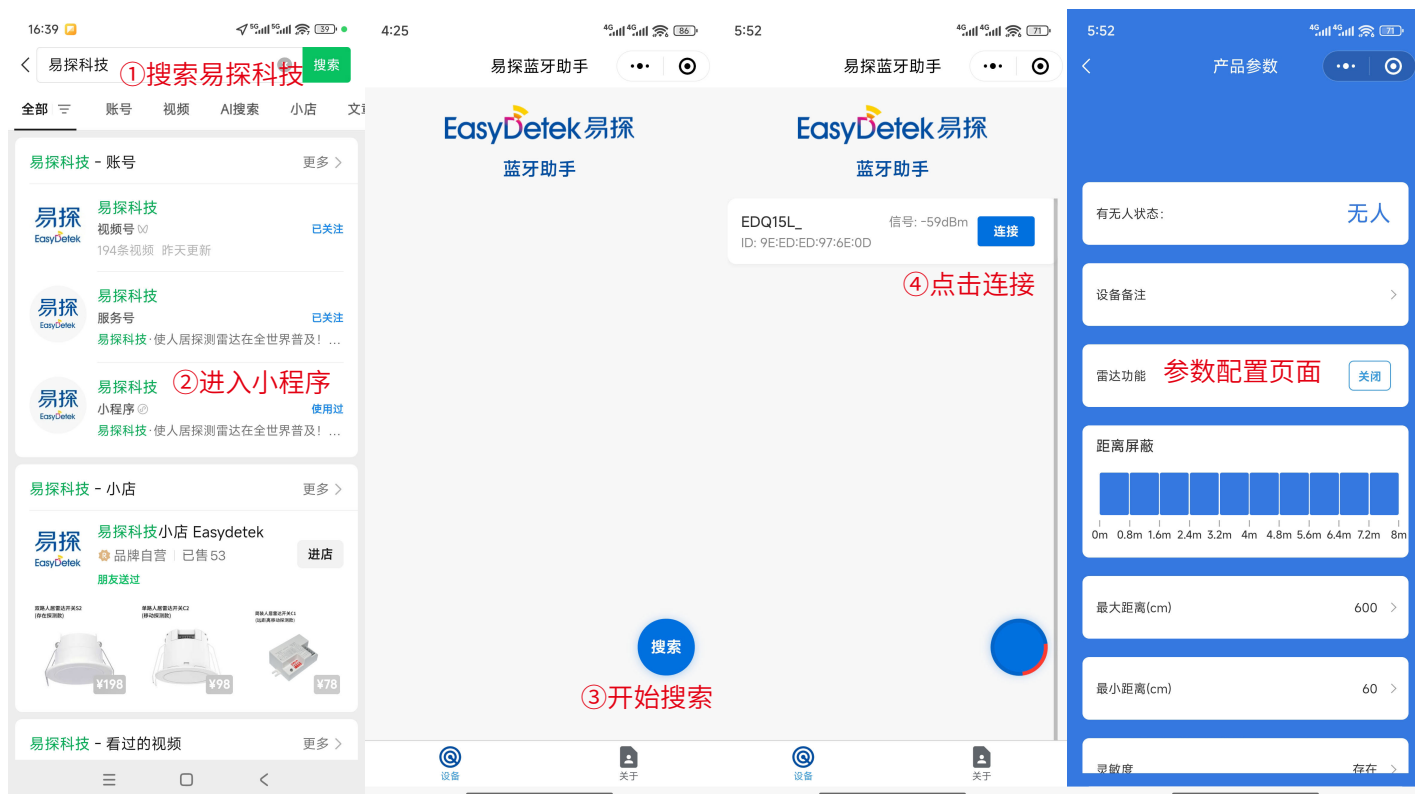
When the ambient light is insufficient, the radar detects no movement or the presence of a target and gradually dims to a waiting period of second-order brightness.



During the waiting period, the radar continuously detects no movement or target presence, and the light goes off.

Small program entrance

- ① Search for Yitan Technology: Type "Yitan Technology" in the search bar at the top of the WeChat interface and click "Search" to find related Yitan Technology accounts.
- ② Access the mini-program: Find the Yitan Technology mini-program on the page and click it to enter the mini-program page.
- ③ Click "Search" in the mini-program. A page will display the connectable Bluetooth module.
- ④ Click "Connect" to enter the parameter configuration page.



Connection to small program instructions:

<https://easydetek.com/document/EDQ15L微信小程序使用说明V4.pdf>

Product Naming Law

ED	Frequency Band	Product Categories	Product Subdivision	Product Number	photosensitive	Serial number
ED	Q	1	5	LK	Y	01
EasyDetek	C 5.8GHz	1 Microwave sensor module	0 Ultra-low-power series	0-9, A-Z	Y Has light sensor	
	X 10.5GHz	2. Microwave radar switch	1 Flagship series		N no light sensor	
	Q 24GHz	3 Radar antenna	2 Short-distance series		P programmable	
	V 60GHz	4 MCU	3 Adjustable series			
	W 77GHz	5 Microwave power supply	4 External antenna series			
		6 IC	5 General Series			
		7 Other	6 To be defined			
		8 Networking	7 To be defined			
			8 Basic series			
			9 High altitude series			

Configuration Version Description

【material number】:EDQ15LK-Y-01
【PCB version number】:EDQ15L_VB
【software version number】:ID:0x6302

Historical Revision Record

Version	Time	Description	Note
V1.0	2025-03-18	First edition	-
V1.1	2025-08-29	Updated applet version V4	


Precautions

1. When installing the radar sensor, if there is an aluminum substrate or other metal plate on the back, it should be raised to a certain height and kept at a distance of more than 5mm from the metal plane. It should not be close to or in contact with the metal plane; there should be no metal shielding or high-current cable covering in front of the radar sensor antenna, avoid facing the driving power supply, and try to stay away from the driving power supply's rectifier bridge, transformer, switch tube and other high-power devices.
2. The radar sensor has a good penetration effect on plastic and wood materials, but cannot penetrate metal or metal-coated materials. If the shell of the user's product is made of special materials such as glass, ceramic, carbon fiber, etc., please refer to the actual measured effect. If necessary, please contact Easydetek Technology's technical personnel for applicability debugging.
3. Excessive power ripple may interfere with the radar sensor and cause false alarms. It is recommended that the power supply ripple should be less than 100mV.
4. When multiple radar sensors are used in the same venue, the installation distance is too close, which may cause individual radar sensors to generate false alarms. It is recommended that the product installation distance is greater than 2m.
- 5.If the radar sensor is used together with a wireless communication module (NB, Bluetooth, WIFI, 2.4G module), the distance should be increased. It is recommended to keep a distance of more than 1m from high-power wireless communication devices such as routers and wireless hotspots during installation.
6. The light threshold of the radar sensor is the test value under the conditions of sunny environment, no shadow, and diffuse reflection of ambient light.
7. Easydetek Technology is committed to providing customers with high-quality and better experience radar sensors. When the product version is updated and iterated, no further notice will be given. If necessary, please contact our sales staff to obtain the latest product information.

For More Information, Please Visit



WeChat official
account



WeChat Store